

COLORING & ACTIVITY PACK
MEMORY GAME




Disney
PETE'S DRAGON
AUGUST 12

PG

© DISNEY

COLORING & ACTIVITY PACK
MEMORY GAME



Disney
PETE'S DRAGON
AUGUST 12

PG

© DISNEY

COLORING & ACTIVITY PACK
MEMORY GAME




PG

Disney
PETE'S DRAGON
AUGUST 12

© DISNEY

COLORING & ACTIVITY PACK
MEMORY GAME




Disney
PETE'S DRAGON
AUGUST 12

PG

© DISNEY

COLORING & ACTIVITY PACK
MEMORY GAME



© DISNEY



© DISNEY



© DISNEY



© DISNEY



© DISNEY



© DISNEY



© DISNEY

Disney
PETE'S DRAGON
AUGUST 12

PG

© DISNEY

COLORING & ACTIVITY PACK
MEMORY GAME

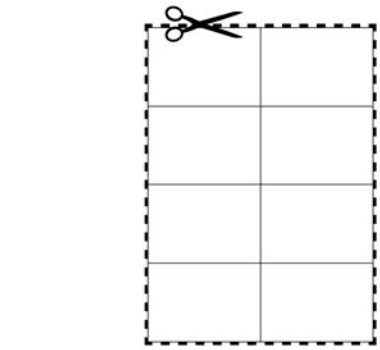


Disney
PETE'S DRAGON
AUGUST 12

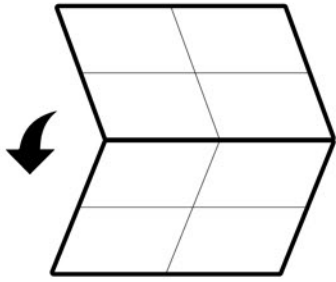
PG

© DISNEY

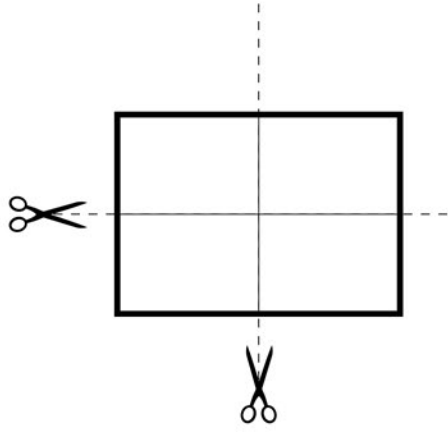
MEMORY GAME INSTRUCTIONS




1



2



3



4

INSTRUCTIONS

STEP 1: Print out all the memory card pages, and, using scissors, have an adult cut the outside edges out.

STEP 2: Fold the cut page in half and, using your finger make a seam down the middle. Open the page back up and add glue to both of the blank sides of the paper.

STEP 3: Once dry, and, using scissors, have an adult cut down the center line of the cards, first vertically, then horizontally. Repeat until all cards are ready.

STEP 4: To play, arrange all the cards with the picture sides facing down.

STEP 5: With a friend, take turns turning over 2 cards. If they match, you may try again, otherwise it is the other player's turn.



5